

WATER ANALYSIS INSTRUCTIONAL GUIDE

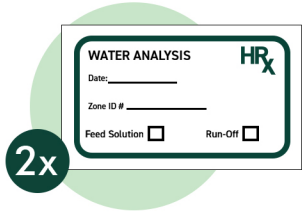
1

Verify contents of HRx Water Analysis Kit




2x

250ml Sampling bottles



2x


Water sample labels




Sample submission form

2

Take water sample pair:



Feed solution - fill 1st sample bottle with nutrient mix from batch tank or from drip irrigation during normal feeding.



Run-off: 30 minutes after your normal feeding take 1-2 liters of 0.0 EC water and pour it over your plant's medium at random spots and capture the runoff into 2nd sample bottle.

3



Fill out sample labels and place them onto appropriate sample bottle.

4

Record appropriate information onto sample submission form.



5



Ship samples.